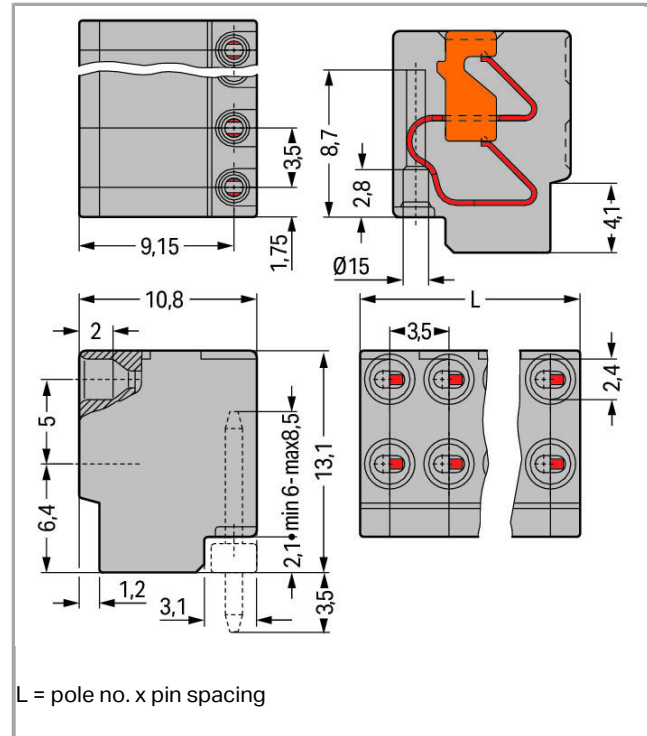


Data sheet | Item number: 252-156

2-conductor modular PCB connector; for solder pin strip; push-button; 0.8 mm Ø; Pin spacing 3.5 mm; 6-pole; 0,80 mm²; gray



252-156



Item description

- Compact, 2-conductor PCB connectors with push-buttons and PUSH WIRE[®] connection
- Push-in termination of solid conductors – conductor removal via push-buttons
- Double entries for power supply and distribution
- Quick and easy PCB replacement
- Loop connection is retained, even when unmated
- Group arrangement is possible without losing any poles

Data

Electrical data

Ratings per IEC/EN 60664-1

Rated voltage (III / 3)	320 V
Rated impulse voltage (III / 3)	4 kV



Rated voltage (III / 2)	320 V
Rated impulse voltage (III / 2)	4 kV
Rated voltage (II / 2)	630 V
Rated impulse voltage (II / 2)	4 kV
Rated current	2 A

Approvals per UL 1059

Rated voltage UL (Use Group B)	300 V
Rated current UL (Use Group B)	2 A
Rated voltage UL (Use Group D)	300 V

Connection data

Connection technology	PUSH WIRE®
Actuation type	Push-button
Solid conductor	0.4 0.8 mm ² / 26 20 AWG
Conductor diameter	0.4 0.8 mm
Strip length	6 7 mm / 0.24 0.28 inch
Conductor entry angle to the PCB	0°
Total number of connection points	12
Total number of potentials	6
Number of connection types	1
Number of levels	1
No. of poles	6

Geometrical Data

Pin spacing	3.5 mm / 0.138 inch
Width	21 mm / 0.827 inch
Height	13.1 mm / 0.516 inch
Depth	10.5 mm / 0.413 inch

Plug connection

Contact type (pluggable connector)	Female connector/socket
Connector connection type	for PCBs
Mating direction to the PCB	90°

PCB contact

PCB contact	THT
-------------	-----

Material Data

Color	gray
Material group	I
Insulating material	Polyamide 66 (PA 66)
Flammability class per UL94	V0
Clamping spring material	Copper alloy
Contact material	Electrolytic copper (E _{Cu})
Contact plating	tin-plated
Fire load	0.078 MJ
Weight	2.968 g

Environmental Requirements




Limit temperature range	-60 +105 °C
-------------------------	-------------

Commercial data

Product Group	4 (Printed Circuit)
Country of origin	PL
GTIN	4045454040130
Customs Tariff No.	85369010000

Approvals / Certificates

Radio-Approvals

Logo	Approval	Additional Approval Text	Certificate name
	CCA DEKRA Certification B.V.	EN 60947-7-4	NTR NL-7382
	CCA DEKRA Certification B.V.	EN 60947	NTR NL-7110
	CCA DEKRA Certification B.V.	EN 60947	2169331.15

Country specific Approvals

Logo	Approval	Additional Approval Text	Certificate name
	CCA	EN 60947-7-4	NTR NL-



DEKRA Certification B.V.

7382



CCA
DEKRA Certification B.V.

EN 60947

NTR NL-
7110




CCA
DEKRA Certification B.V.


EN 60947

2169331.15

Other Approvals

Logo	Approval	Additional Approval Text	Certificate name
	cURus Underwriters Laboratories Inc.	UL 1059	E45172 sec. 6

UL-Approvals

Logo	Approval	Additional Approval Text	Certificate name
	cURus Underwriters Laboratories Inc.	UL 1059	E45172 sec. 6

Compatible products

General accessories



Item no.: 252-906
Board-to-Board Link; 6-pole

252-906

Marking accessories

Item no.: 210-332/350-202
Marking strips; as a DIN A4 sheet; MARKED; 1-16 (240x); Height of marker strip: 3 mm; Strip length 182 mm; Horizontal marking; Self-adhesive; white

1350-202

210-332

Item no.: 210-332/350-204
Marking strips; as a DIN A4 sheet; MARKED; 17-32 (240x); Height of marker strip: 3 mm; Strip length 182 mm; Horizontal marking; Self-adhesive; white

1350-204

210-332

Item no.: 210-332/350-206
Marking strips; as a DIN A4 sheet; MARKED; 33-48 (240x); Height of marker strip: 3 mm; Strip length 182 mm; Horizontal marking; Self-adhesive; white

1350-206

210-332

tools



Item no.: 210-647

Operating tool; Blade: 2.5 x 0.4 mm; with a partially insulated shaft

210-647



Item no.: 210-719

Operating tool; Blade: 2.5 x 0.4 mm; with a partially insulated shaft

210-719

Downloads

Documentation

Additional Information

Technical explanations

Apr 3, 2019

pdf
3.6 MB

Download

CAD/CAE - Smart Data

CAD data

3D Download 252-156

URL

Download

EPLAN

EPLAN Data Portal

Download

Subject to changes.